

HZIB-C11 series

Current Transducer



1. Brief introduction

HZIB-C11 current transducer uses Hall effect(open loop principle) to measure any kinds of electric current. The output signal could be small current or low voltage that can be accepted by electronic circuit. The primary input current and the output signal is highly electric isolated. This kind of transducer has a compact size but with a $\Phi 20\text{mm}$ aperture hole. It can be used in Power Utility, Telecom, Oil & Gas, welding machine and New energy fields.

- ★ AC/DC/Pulsed and Mixed current
- ★ Good overload capacity
- ★ Optimized response time
- ★ Good linearity
- ★ Galvanic isolation between primary and secondary circuit
- ★ Wide frequency bandwidth
- ★ Low power consumption
- ★ Split core

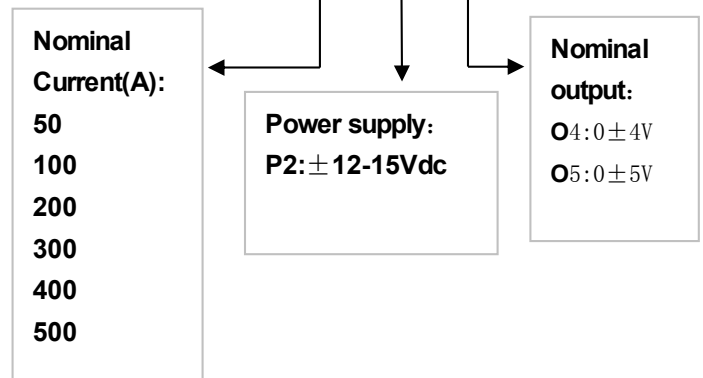
2. Order information (see right chart)

Nominal Current:
50 100 200 300 400 500 Arms

Nominal output:
O4: $0 \pm 4\text{V}$, O5: $0 \pm 5\text{V}$

Power supply:
P2: $\pm 12\text{-}15\text{Vdc}$

HZIB-C11-xxxPxOx



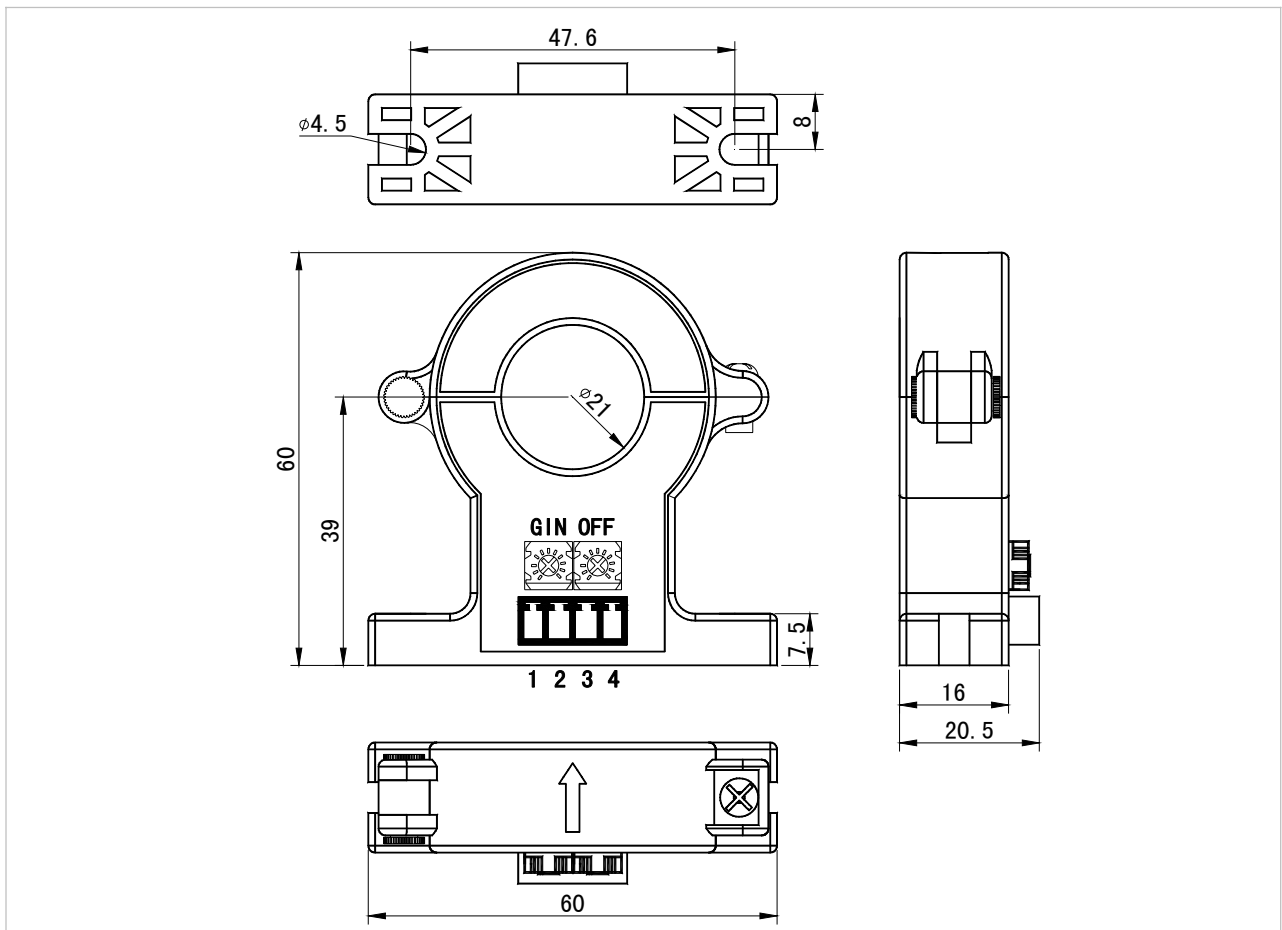
3. Eletrical data

IpN	Primary nominal current (Arms)	50 100 200 300 400 500
Ip	Primary Current, measuring range(Arms)	150% x IpN
Ioc	Over load capacity	1000Arms
Vsn	Secondary output (Vrms)	4 or 5V
X	Accuracy (Ta =+25°C)	≤ 1%
EL	Linearity error	≤ 0.5%
Vc	Power supply voltage	Pn(± 5%)
Vofs	Offset voltage (Ta =+25°C)	≤ 50mV
Tr	Response time	≤ 10uS
di/dt	di/dt	> 50A/uS
f	Frequency bandwidth	DC-10K Hz
Ic	Current consumption	20mA
RL	Load resistance (@IpN,@ ± 15V)	>5KΩ
Vd	Isolation test(50HZ,1min)	5KV

4. General data:

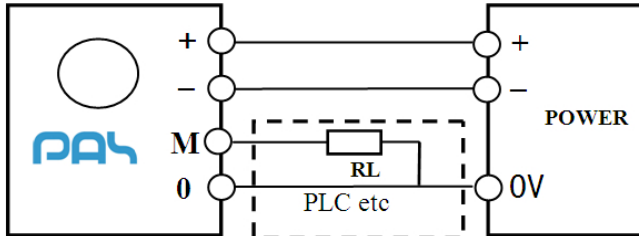
Ta	Ambient operating temperature	-25 - +70 °C
Ts	Ambient storage temperature	-40 - +85 °C
W	Mass	60g
St	Standards	EN50178
Ha	Ambient operating humidity	0-95% RH
	Case material	According to UL94-V0

5. Dimensions



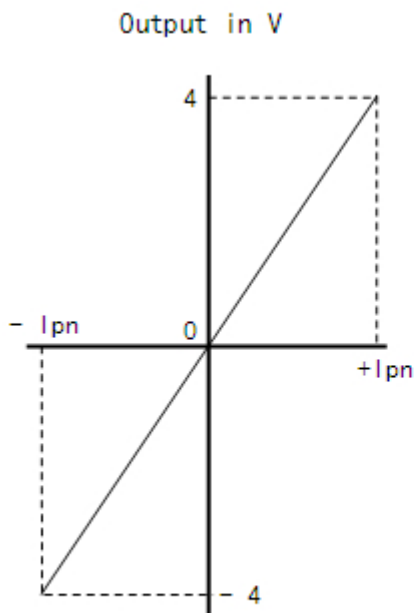
General tolerance	± 1mm
Primary hole size	Φ21mm
Fastening	Bottom: 2 x Φ4.5mm

6. Connection

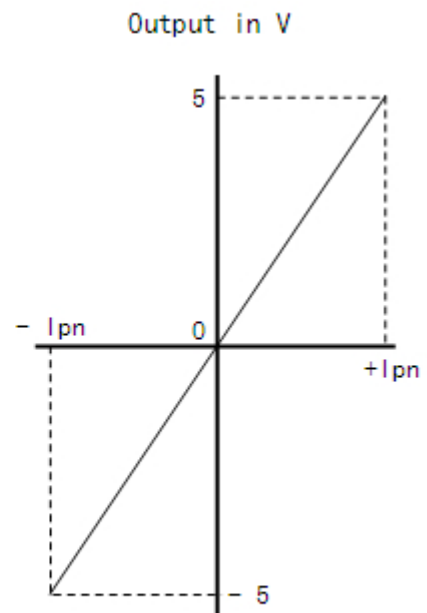


Pin	Definition
1	(+) supply voltage
2	(-) supply voltage
3	(M) measure
4	(0) supply GND

7. Output figure



$0 \pm 4V$ output



$0 \pm 5V$ output

8. Safety items



1. Only qualified people can operate with such electrical products.
2. Wrong connection may destroy the products.
3. ESD protection is necessary, please follow the correct process.
4. Do not use in the environment with conductive dust and corrosive gas.
5. The Potentiometers on the product are used by PAS internal, the user can not calibrate.
6. Strong vibration and very high temperature may damage the products.



1. After the installation, the bus bar may be connected to the high voltage equipment, please do not touch the exposed parts of the transducers to avoid electric shock!

Note: 1.Passion technology company reserves the right to modify the datasheets at any time without previous notifications.
2.Any question about the datasheet, please contact our TCS.